

# SELFIE for Teachers

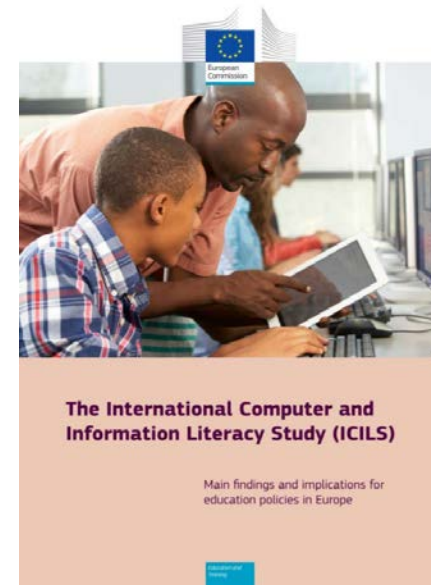
## The tool main features

**Anastasia Economou**  
Joint Research Centre  
European Commission

# What is SELFIE for Teachers?



# Many Digital Natives are not digitally competent



In 9 out of 14 Member States participating in ICILS, more than one third of the pupils achieved scores below level 2 on the ICILS CIL scale

3 out of 4 EU Member States, consider digital competence as an essential competence that teachers are expected to have.



# Are teachers equipped to respond to the challenge?

Limited preparation and support available for teachers that could enable them to implement innovative practices in their instruction.

'ICT skills for teaching' is one of teachers' greatest training needs.

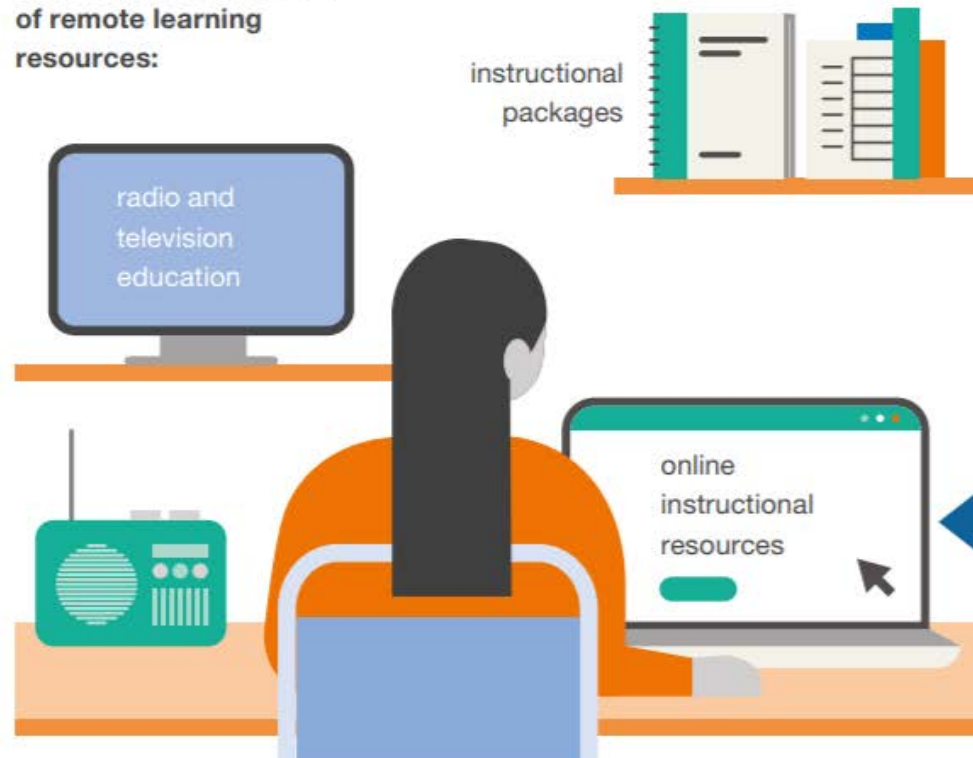
56%: received training in the use of ICT for teaching as part of their formal education or training,  
43%: felt well or very well prepared for this element when they completed their initial education or training.

# Impact of COVID-19 on education



## Measures to continue students' learning during school closure

Countries used a variety of remote learning resources:



Online platforms were used in nearly all OECD and partner countries. These tools included:



Educational content for exploring if desired



Real-time lessons on virtual meeting platforms





Online support services for parents and students



Self-paced formalised lessons

# Self-reflection to support teachers' professional learning





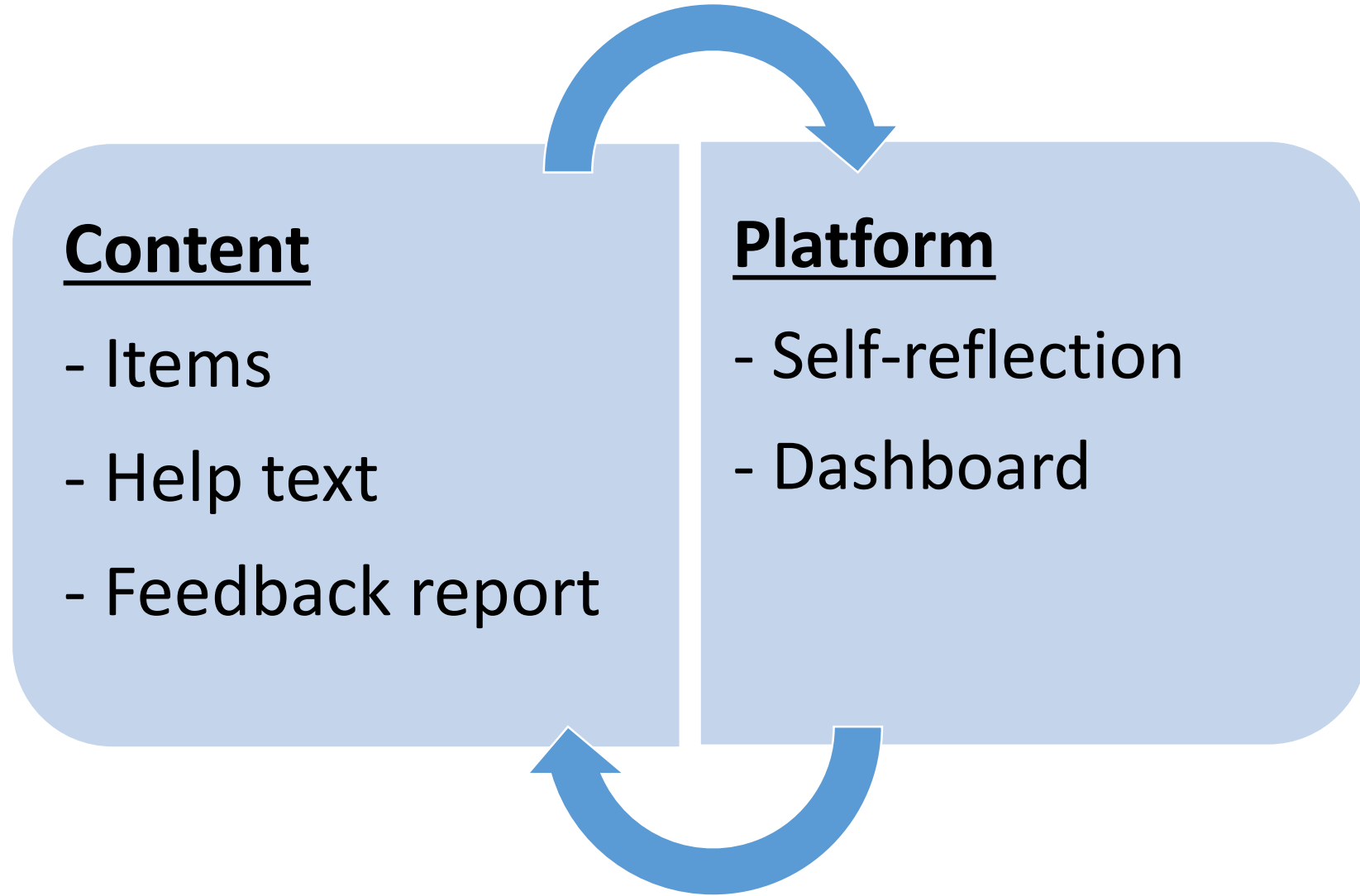
# SELFIE for Teachers



# The tool



# SELFIE for Teachers



The current version of the tool targets school education teachers (primary and secondary education)

# The platform



The platform to support the aim of the tool

**self-reflection tool Vs survey Vs external assessment**

The platform to support teachers' learning characteristics

- Save and return back at any point convenient
- Feedback report with suggestions to level up
- Immediate feedback per Area
- Compare progress over time and with global users

The platform to support collaborative reflective learning

- A teacher / trainer to initiate a self-reflection for a group of teachers

# The content




# Based on the European Framework for the Digital Competence of Educators

<https://ec.europa.eu/jrc/en/digcompedu>



- Based on the DigCompEdu framework
  - 3 axis
  - 6 areas
  - 22 competences
- The tool has 32 items, reflecting the framework competences
- Emphasise current needs and pedagogical trends
- Follow the Progression Model of the DigCompEdu framework
  - A1 – Awareness • A2 – Exploration • B1 – Integration • B2 – Expertise • C1 – Leadership • C2 - Innovation

# The items





- 32 items
- Each item lies within a Competence Area
- Each item constitutes of:
  - Introductory statement describing the competence
  - 6 proficiency level statements
- Keep statements simple (provide relevance to teachers through examples given on a secondary comprehension level)

Example (1.6, B2):

*Action verbs reflecting the proficiency level*



*Help text*



the record or trail left by any activity an individual does online (e.g. search history, text messages, photos videos)

**I analyse and assess my digital footprint for redefining my digital behaviour and curate my school and my own reputation**  
*(e.g. tracing my digital footprint, managing my privacy settings, blocking suspicious content and people).*



*Core text of the statement*



*Examples*

# Action verbs to reflect the proficiency level across one item (horizontally) and across all items (vertically)

	A1	A2	B1	B2	C1	C2
Item 1	I am aware					
Item 2		I have tried				
Item 3			I use			
Item 4				I analyse/ reflect/ redesign		
Item 5					I support (others) /involve students	
Item n						I initiate/ contribute (school level/wider community )

- Blooms taxonomy
- From individual to collective
- From specific to strategic

## Are you making the most of digital technologies for learning?

SELFIE for Teachers is a free tool to support teachers in primary and secondary schools to reflect on how they use digital technologies in their professional practice.

<https://digcompedu.jrc.es/>

Review of SELFIE for Teachers as part of the DELTA WG

<https://digcompedu.jrc.es/dce/group/participant?s=Gjz7MbB>

# Stay tuned

Join the DigCompEdu community at  
<https://ec.europa.eu/jrc/communities/en/community/digcompedu-community>

The screenshot shows the DigCompEdu Community website. At the top, the breadcrumb navigation reads: European Commission > JRC Science Hub > Communities > DigCompEdu Community. The main header features the community logo, the title 'DigCompEdu Community', and two buttons: 'Login Into ECAS' and 'Request group membership'. A left sidebar menu includes: Home, About, Collaboration, Articles, Events (with a dropdown arrow), News, Forum, Useful Links, and Polls. The main content area has a banner with the text 'DigCompEdu The European Framework for the Digital Competence of Educators' and an illustration of diverse people. Below the banner is a 'Welcome to the DigCompEdu Community' section with the following text: 'This community aims to bring together people across Europe who are interested in using the European Framework for the Digital Competence of Educators (DigCompEdu). The aim is to exchange ideas and experiences, to promote the development of educators' digital competence across Europe and to act as an expert network advising on the further development, adaptation and use of the framework and its associated self-assessment tools.' At the bottom, it says 'Join the DigCompEdu Community to:' followed by a bullet point: 'Form part of the European Commission Expert Network on DigCompEdu'.

<https://ec.europa.eu/jrc/en/digcompedu>  
email: [JRC-DIGCOMPEDU@ec.europa.eu](mailto:JRC-DIGCOMPEDU@ec.europa.eu)

# European Framework for the Digital Competence of Educators

VIDEO

# Thank you

anastasia.economou@ec.europa.eu



© European Union 2020

Unless otherwise noted the reuse of this presentation is authorised under the [CC BY 4.0](https://creativecommons.org/licenses/by/4.0/) license. For any use or reproduction of elements that are not owned by the EU, permission may need to be sought directly from the respective right holders.